

SNAPSHOT OF DAIRY IN THE MURRAY DARLING BASIN FY2022-23*


Farmgate value of

\$1.14
billion

resulting in

\$1.96
billion

of value to the local community.



6,862

Total employment

2,848

Direct employment
(farm and processing)

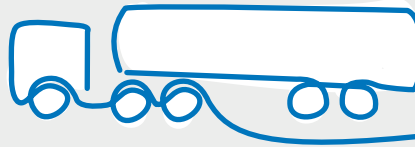
4,014

Flow-on
employment



42

dairy processing
companies
operating in
the Basin.



912

dairy farms across four states

78%

of which are
in Victoria

22%


split between
South Australia,
New South Wales
and Queensland.

1.53
billion

litres of milk
produced,
representing

19%

of the total
national volume.



47%

reduction in dairy farm
numbers and a

35%

reduction in total milk production
since the Basin Plan began in 2012.

The highest number of farms relying on irrigation are in the Southern Basin region, which includes Southern NSW, Northern Victoria and South Australia. Very few Queensland dairy farms rely on irrigation.



Anecdotally, water entitlements make up approximately

25%

of capital assets for
dairy farm businesses
in the Basin.

Many dairy farms are now
needing to purchase

60%

of all the water they need on the
temporary market, leaving them exposed
to significant water market risk.

* Dairy Australia, multiple sources.

** Farmgate value and employment numbers are based on estimations applying 2021/22 output against 2019/20 economic multipliers from the BDO economic contribution report.