



NORTH COAST NSW FORAGE VALUE INDEX 2022

ITALIAN RYEGRASS

The Forage Value Index (FVI) is a tool that helps Australian dairy farmers and their advisors to make more informed decisions when selecting ryegrass cultivars.

It provides an accurate, reliable and independent assessment of the potential economic value of ryegrass cultivars across three different species (Perennial, Annual and Italian ryegrass) in a number of dairy-producing regions across Australia.

The FVI is calculated by multiplying the Performance Value of each cultivar (i.e. total kilograms dry matter produced per hectare per season) by its Economic Value (i.e. the estimated value of this extra production per season). Performance Values are determined by industry assessed trial data. To be included in the FVI database, each cultivar must have data from at least three trials that have been conducted using strict industry approved protocols. For Perennial ryegrass, trials must be three years in length, whilst Annual & Italian ryegrass trials must be a minimum of one full growing season. Across the three different species of ryegrass, the Performance Value is expressed as the percentage change in yield relative to a selected reference cultivar which effectively acts as the genetic base for that species in the FVI. The reference cultivar is generally a well-known variety for each ryegrass species, where farmers and advisors are more likely to have a good understanding and knowledge of its performance over many years across various environments.

The reference cultivars for each species are as follows:

- Perennial ryegrass: Victorian Ryegrass (Vic Rye)
- Annual Ryegrass: Tetila (from a certified source to ensure consistency across trials)
- Italian Ryegrass: Crusader

Economic Values are determined by assessing the economic value of extra pasture grown over and above the total of the reference variety during the respective FVI seasons. More detail on EV's is provided on page 4.

The FVI for each cultivar is expressed as a numerical value and is also assigned within a coloured bar. The FVI value is a prediction of extra operating profit per hectare over and above the reference cultivar in each species, which always has an FVI value of 0. Cultivars within the same coloured bar are not significantly different to each other at the 95 per cent confidence interval.

The FVI information allows users to rank cultivars according to their region and user nominated attributes (e.g. seasonal yields, ploidy, heading date, endophyte). The number of trials in which the cultivar has been tested is also included in the table. The accompanying tables of cultivar performance during the various FVI seasons are of particular importance to dairy farmers, depending upon their farming system and calving pattern. For example, dairy farmers that calve in the autumn might favour those cultivars that have a high performance value for autumn and winter as they would likely value greater winter growth in their pastures.

The vast majority of trial data comes from the Pasture Trial Network (PTN), and users can now check out the details of individual trials on the PTN in addition to the FVI rankings. They can be accessed at etools.mla.com.au/ptn or by scanning the QR code.



North Coast NSW: Forage Value Index 2022 – ITALIAN RYEGRASS

Cultivar	FVI North Coast NSW	Autumn	Winter	Early Spring	Late Spring	Summer	Endophyte	Ploidy	Heading Date	Marketer	No. of trials	
											Overall	North Coast NSW
Tempo	139	125	109	103	102	102	Nil	D	Late	Barenbrug Australia	16	3
Aston	94	133	105	100	100	99	Nil	T	Late	Barenbrug Australia	8	2
Feast II	51	115	102	98	101	102	Nil	T	Late	PGG Wrightson Seeds	16	3
Mohaka AR37	47	119	101	100	100	100	AR37	T	Late	Agricom	3	1
SF Emmerson	39	118	97	99	101	101	Nil	T	Late	Seed Force	3	1
Jackpot	35	105	104	102	100	99	Nil	D	Late	DLF Seeds	12	3
Arise	31	100	104	101	101	101	Nil	T	Late	Barenbrug Australia	13	2
Manta	19	100	103	100	101	101	Nil	D	Late	Agricom	4	0
Concord II	18	98	104	101	99	101	Nil	D	Late	PGG Wrightson Seeds	16	3
SF Accelerate 2	13	100	101	100	101	101	Nil	D	Late	Seed Force	5	1
Amass	12	100	101	99	101	101	Nil	T	Mid	Valley Seeds	7	2
Nourish	3	100	102	99	100	101	Nil	T	Late	PGG Wrightson Seeds	6	2
Awesome	3	100	102	100	100	99	Nil	D	Late	Upper Murray Seeds	4	1
Thumpa	2	106	101	98	100	99	Nil	T	Late	Agricom	16	3
Lush AR37	2	100	100	99	100	101	AR37	T	Late	PGG Wrightson Seeds	7	1
Echo	1	101	100	100	100	100	Nil	T	Mid	Tas Global Seeds	4	0
Combat	1	100	102	100	100	99	Nil	D	Mid	Upper Murray Seeds	4	1
Crusader	0	100	100	100	100	100	Nil	D	Late	Agricom	6	1
Asset AR37	-7	93	103	100	100	100	AR37	D	Late	Agricom	4	1
Mona	-9	94	101	99	102	100	Nil	T	Late	DLF Seeds	12	3
Pepper	-9	100	102	99	100	99	Nil	T	Mid/Late	Seed Force	5	1
Xtend	-9	100	99	99	101	99	Nil	D	Mid	AGF Seeds	7	1
Knight	-23	94	105	99	98	99	Nil	D	Late	Agricom	16	3
Sonik	-32	94	100	99	99	99	Nil	D	Late	Cropmark Seeds	4	0
Maverick GII	-59	76	101	100	100	99	Nil	D	Mid	PGG Wrightson Seeds	4	1
Blade	-78	75	99	99	100	98	Nil	D	Late	Cropmark Seeds	4	0

Legend

Heading	Description
Cultivar	A plant variety that has been produced by selective breeding. Cultivars are as listed as on the Australian Seed Federation Pasture Seed Database.
Colour bars	Cultivars with the same colour are not significantly different from each other.
FVI	The rating is based on the outcome of economic and performance values for each cultivar.
Seasonal performance	A performance value is based on the difference in dry matter production between a cultivar's seasonal performance and that of Crusader Italian ryegrass. This is a percentage ranking – percent better or worse than Crusader ryegrass. <i>For example, Crusader is always 100 for each FVI season. A cultivar that is 110 means that it produced 110 per cent of the dry matter produced by Crusader in that particular FVI season. A cultivar that is 97 means it produced 97 per cent of the dry matter produced by Crusader in that particular FVI season.</i>
Autumn	March/April/May
Winter	June/July
Early spring	August/September
Late spring	October/November
Summer	December/January/February
Endophyte	A fungus which protects plants from a range of insect pests. Different types of endophytes affect persistence, dry matter production, insect pest species and nutritive value in different ways.
Ploidy	The number of chromosomes per cell in the plant. A diploid ryegrass has two, while a tetraploid has four.
Heading date	The date when 50 per cent of the plants of a variety have emerged seed heads in a typical year. Heading dates are listed on the Australian Seed Federation Pasture Seed Database.
Marketer	The company marketing the cultivar.
No. of trials	To be included in the Italian ryegrass Forage Value Index database, each cultivar must have data from at least three, one-year trials.



Economic values

The economic values are a key aspect of the overall forage value index. Whilst the performance values are the same across all regions in the FVI at present, the seasonal value of the extra pasture is different across the regions. Hence, localised regional tables are provided to more accurately reflect the marginal value of a kilogram of ryegrass in the different parts of the country. The way the economic values are calculated for the FVI has changed for this year's release.

Original individual case study farm approach

When the FVI was first introduced, economic values were developed using a case study farm approach in each of the four regions where perennial ryegrass is dominant (South West Victoria, Northern Victoria, Gippsland and Tasmania). A typical dairy system based on a real farm business in each region was modelled, with the base monthly estimated metabolisable energy requirements of the herd, the feed consumed, and the pasture consumption per hectare defined. For each of the five FVI seasons, the economic value of the additional pasture to the case study farm system was estimated according to the market value of feeds that the additional pasture replaced (on an equivalent energy basis), or as the net market value of hay or silage produced if the additional pasture was surplus to the case study farm requirements.

Farming systems, even within regions in Australia, are quite diverse by comparison to other pasture based dairy industries elsewhere in the world. The case study farm approach to determine economic values provides a good indication of the general value of additional pasture yield in each region, but is limited by how representative the case study farm is for each region.

New market value approach

The new approach for calculating economic values simplifies the way extra seasonal pasture production is valued. Seasons when grazed pasture is typically in deficit and in surplus are defined for each FVI region. For example, in Gippsland, pasture was assumed to be in deficit during summer, autumn and winter, and in surplus during early and late spring. Extra pasture produced in a period when it is typically in deficit is valued more than in periods when it is typically in surplus. In seasons of deficit, extra pasture is valued as its maximum replacement cost; as purchased supplementary feed, and in seasons of surplus it is valued at its minimum salvage value; as standing hay to be conserved. Market prices (2011-2018 average price) of feeds delivered to each region were used to establish these maximum and minimum economic values on an equivalent nutritive value basis.

How the new approach for calculating economic values affects the ranking of cultivars in the FVI

A previous release of the FVI was used to compare the two methods of calculating the economic values, to assess whether it made a difference to the FVI rankings. The FVI of 19 perennial ryegrass cultivars was calculated using the economic values from the original case study farm method and the market value approach, across the three Victorian regions. The 19 cultivars were compared to a common reference cultivar (Victorian), which was assigned a value of zero. Using the economic values calculated by the original method case study farm method, the 19 cultivars were calculated to be worth an extra \$0-\$180 per ha more than Victorian ryegrass, the reference cultivar. Using the economic values calculated by the market value approach, the same 19 cultivars were calculated to be worth an extra \$24-\$200/ha more than the same reference cultivar. Hence, it is clear that there is good agreement between the two methods for calculating the economic values.

Advantages of the market value approach

There are several advantages to using the market value approach. First, the economic values are applicable to all producers who buy and sell substitutes for grazed pasture, and who experience similar timings of pasture surpluses and deficits. This removes the limitations of having a single representative farm for each region. Second, the simplified approach makes it easier to communicate how the economic values have been calculated. This enables farmers to more easily consider how the FVI rankings relate to their individual circumstances. Lastly, regional differences can be accounted for in seasonality of pasture supply, and feed types and prices, and the economic values are relatively straightforward to update once established.



New economic values for 2022

The 2022 update of the FVI uses new economic values for all three ryegrass species. In South West Victoria, Northern Victoria, Gippsland and Tasmania, grazed pasture was assumed to be in deficit during autumn, winter and summer, and surplus during early spring and late spring. In the two new regions of South Coast NSW and North Coast NSW, grazed pasture was assumed to be in deficit during autumn and winter and surplus during early spring, late spring, and summer.

Separate economic values for dry matter yield have now been calculated for perennial ryegrass cultivars and for annual/Italian ryegrass cultivars for the Victorian and Tasmanian regions. This aims to better reflect differences in the seasonal nutritive value of perennial vs. annual/Italian ryegrasses when calculating the economic values.

Perennial Ryegrass economic values for the Forage Value Index (\$/kg DM)

Region	Autumn	Winter	Early Spring	Late Spring	Summer
South West Victoria	0.36	0.37	0.31	0.29	0.32
Northern Victoria	0.36	0.37	0.30	0.28	0.32
Gippsland	0.41	0.42	0.35	0.33	0.37
Tasmania	0.39	0.41	0.31	0.30	0.36

Annual and Italian Ryegrass economic values for the Forage Value Index (\$/kg DM)

Region	Autumn	Winter	Early Spring	Late Spring	Summer
South West Victoria	0.37	0.37	0.29	0.29	0.35
Northern Victoria	0.38	0.38	0.30	0.30	0.36
Gippsland	0.42	0.42	0.35	0.35	0.40
Tasmania	0.41	0.42	0.31	0.31	0.38
South Coast NSW	0.44	0.44	0.37	0.37	0.36
North Coast NSW	0.47	0.48	0.38	0.38	0.38



























North Coast NSW Autumn seasonal performance – ITALIAN RYEGRASS

Cultivar	Autumn	Winter	Early Spring	Late Spring	Summer	FVI North Coast NSW	Endophyte	Ploidy	Heading Date	Marketer	No. of trials
Aston	133	105	100	100	99	94	Nil	T	Late	Barenbrug Australia	8
Tempo	125	109	103	102	102	139	Nil	D	Late	Barenbrug Australia	16
Mohaka AR37	119	101	100	100	100	47	AR37	T	Late	Agricom	3
SF Emmerson	118	97	99	101	101	39	Nil	T	Late	Seed Force	3
Feast II	115	102	98	101	102	51	Nil	T	Late	PGG Wrightson Seeds	16
Thumpa	106	101	98	100	99	2	Nil	T	Late	Agricom	16
Jackpot	105	104	102	100	99	35	Nil	D	Late	DLF Seeds	12
Echo	101	100	100	100	100	1	Nil	T	Mid	Tas Global Seeds	4
Amass	100	101	99	101	101	12	Nil	T	Mid	Valley Seeds	7
Arise	100	104	101	101	101	31	Nil	T	Late	Barenbrug Australia	13
Awesome	100	102	100	100	99	3	Nil	D	Late	Upper Murray Seeds	4
Combat	100	102	100	100	99	1	Nil	D	Mid	Upper Murray Seeds	4
Crusader	100	100	100	100	100	0	Nil	D	Late	Agricom	6
Manta	100	103	100	101	101	19	Nil	D	Late	Agricom	4
Lush AR37	100	100	99	100	101	2	AR37	T	Late	PGG Wrightson Seeds	7
Nourish	100	102	99	100	101	3	Nil	T	Late	PGG Wrightson Seeds	6
Pepper	100	102	99	100	99	-9	Nil	T	Mid/Late	Seed Force	5
SF Accelerate 2	100	101	100	101	101	13	Nil	D	Late	Seed Force	5
Xtend	100	99	99	101	99	-9	Nil	D	Mid	AGF Seeds	7
Concord II	98	104	101	99	101	18	Nil	D	Late	PGG Wrightson Seeds	16
Mona	94	101	99	102	100	-9	Nil	T	Late	DLF Seeds	12
Sonik	94	100	99	99	99	-32	Nil	D	Late	Cropmark Seeds	4
Knight	94	105	99	98	99	-23	Nil	D	Late	Agricom	16
Asset AR37	93	103	100	100	100	-7	AR37	D	Late	Agricom	4
Maverick GII	76	101	100	100	99	-59	Nil	D	Mid	PGG Wrightson Seeds	4
Blade	75	99	99	100	98	-78	Nil	D	Late	Cropmark Seeds	4

North Coast NSW Winter seasonal performance – ITALIAN RYEGRASS

Cultivar		Winter	Early Spring	Late Spring	Summer	Autumn	FVI North Coast NSW	Endophyte	Ploidy	Heading Date	Marketer	No. of trials
Tempo	■	109	103	102	102	125	139	Nil	D	Late	Barenbrug Australia	16
Knight	■	105	99	98	99	94	-23	Nil	D	Late	Agricom	16
Aston	■	105	100	100	99	133	94	Nil	T	Late	Barenbrug Australia	8
Jackpot	■	104	102	100	99	105	35	Nil	D	Late	DLF Seeds	12
Arise	■	104	101	101	101	100	31	Nil	T	Late	Barenbrug Australia	13
Concord II		104	101	99	101	98	18	Nil	D	Late	PGG Wrightson Seeds	16
Asset AR37		103	100	100	100	93	-7	AR37	D	Late	Agricom	4
Manta		103	100	101	101	100	19	Nil	D	Late	Agricom	4
Feast II		102	98	101	102	115	51	Nil	T	Late	PGG Wrightson Seeds	16
Combat		102	100	100	99	100	1	Nil	D	Mid	Upper Murray Seeds	4
Pepper		102	99	100	99	100	-9	Nil	T	Mid/Late	Seed Force	5
Nourish		102	99	100	101	100	3	Nil	T	Late	PGG Wrightson Seeds	6
Awesome		102	100	100	99	100	3	Nil	D	Late	Upper Murray Seeds	4
SF Accelerate 2		101	100	101	101	100	13	Nil	D	Late	Seed Force	5
Maverick GII		101	100	100	99	76	-59	Nil	D	Mid	PGG Wrightson Seeds	4
Mona		101	99	102	100	94	-9	Nil	T	Late	DLF Seeds	12
Thumpa		101	98	100	99	106	2	Nil	T	Late	Agricom	16
Amass		101	99	101	101	100	12	Nil	T	Mid	Valley Seeds	7
Mohaka AR37		101	100	100	100	119	47	AR37	T	Late	Agricom	3
Lush AR37		100	99	100	101	100	2	AR37	T	Late	PGG Wrightson Seeds	7
Echo		100	100	100	100	101	1	Nil	T	Mid	Tas Global Seeds	4
Crusader		100	100	100	100	100	0	Nil	D	Late	Agricom	6
Sonik		100	99	99	99	94	-32	Nil	D	Late	Cropmark Seeds	4
Xtend		99	99	101	99	100	-9	Nil	D	Mid	AGF Seeds	7
Blade		99	99	100	98	75	-78	Nil	D	Late	Cropmark Seeds	4
SF Emmerson		97	99	101	101	118	39	Nil	T	Late	Seed Force	3

North Coast NSW early Spring seasonal performance – ITALIAN RYEGRASS

Cultivar		Early Spring	Late Spring	Summer	Autumn	Winter	FVI North Coast NSW	Endophyte	Ploidy	Heading Date	Marketer	No. of trials
Tempo		103	102	102	125	109	139	Nil	D	Late	Barenbrug Australia	16
Jackpot		102	100	99	105	104	35	Nil	D	Late	DLF Seeds	12
Arise		101	101	101	100	104	31	Nil	T	Late	Barenbrug Australia	13
Concord II		101	99	101	98	104	18	Nil	D	Late	PGG Wrightson Seeds	16
Awesome		100	100	99	100	102	3	Nil	D	Late	Upper Murray Seeds	4
Aston		100	100	99	133	105	94	Nil	T	Late	Barenbrug Australia	8
Combat		100	100	99	100	102	1	Nil	D	Mid	Upper Murray Seeds	4
SF Accelerate 2		100	101	101	100	101	13	Nil	D	Late	Seed Force	5
Asset AR37		100	100	100	93	103	-7	AR37	D	Late	Agricom	4
Crusader		100	100	100	100	100	0	Nil	D	Late	Agricom	6
Maverick GII		100	100	99	76	101	-59	Nil	D	Mid	PGG Wrightson Seeds	4
Echo		100	100	100	101	100	1	Nil	T	Mid	Tas Global Seeds	4
Manta		100	101	101	100	103	19	Nil	D	Late	Agricom	4
Mohaka AR37		100	100	100	119	101	47	AR37	T	Late	Agricom	3
Lush AR37		99	100	101	100	100	2	AR37	T	Late	PGG Wrightson Seeds	7
SF Emmerson		99	101	101	118	97	39	Nil	T	Late	Seed Force	3
Amass		99	101	101	100	101	12	Nil	T	Mid	Valley Seeds	7
Knight		99	98	99	94	105	-23	Nil	D	Late	Agricom	16
Xtend		99	101	99	100	99	-9	Nil	D	Mid	AGF Seeds	7
Blade		99	100	98	75	99	-78	Nil	D	Late	Cropmark Seeds	4
Pepper		99	100	99	100	102	-9	Nil	T	Mid/Late	Seed Force	5
Mona		99	102	100	94	101	-9	Nil	T	Late	DLF Seeds	12
Sonik		99	99	99	94	100	-32	Nil	D	Late	Cropmark Seeds	4
Nourish		99	100	101	100	102	3	Nil	T	Late	PGG Wrightson Seeds	6
Thumpa		98	100	99	106	101	2	Nil	T	Late	Agricom	16
Feast II		98	101	102	115	102	51	Nil	T	Late	PGG Wrightson Seeds	16

North Coast NSW late Spring seasonal performance – ITALIAN RYEGRASS

Cultivar		Late Spring	Summer	Autumn	Winter	Early Spring	FVI North Coast NSW	Endophyte	Ploidy	Heading Date	Marketer	No. of trials
Tempo	■	102	102	125	109	103	139	Nil	D	Late	Barenbrug Australia	16
Mona	■ ■	102	100	94	101	99	-9	Nil	T	Late	DLF Seeds	12
Feast II	■ ■ ■	101	102	115	102	98	51	Nil	T	Late	PGG Wrightson Seeds	16
Amass	■ ■ ■	101	101	100	101	99	12	Nil	T	Mid	Valley Seeds	7
Arise	■ ■ ■	101	101	100	104	101	31	Nil	T	Late	Barenbrug Australia	13
Xtend	■ ■ ■	101	99	100	99	99	-9	Nil	D	Mid	AGF Seeds	7
SF Emmerson	■ ■ ■	101	101	118	97	99	39	Nil	T	Late	Seed Force	3
Manta	■ ■ ■	101	101	100	103	100	19	Nil	D	Late	Agricom	4
SF Accelerate 2	■ ■ ■	101	101	100	101	100	13	Nil	D	Late	Seed Force	5
Aston	■ ■ ■	100	99	133	105	100	94	Nil	T	Late	Barenbrug Australia	8
Echo	■ ■ ■	100	100	101	100	100	1	Nil	T	Mid	Tas Global Seeds	4
Jackpot	■ ■ ■	100	99	105	104	102	35	Nil	D	Late	DLF Seeds	12
Blade	■ ■ ■	100	98	75	99	99	-78	Nil	D	Late	Cropmark Seeds	4
Mohaka AR37	■ ■ ■	100	100	119	101	100	47	AR37	T	Late	Agricom	3
Lush AR37	■ ■ ■	100	101	100	100	99	2	AR37	T	Late	PGG Wrightson Seeds	7
Thumpa	■ ■ ■	100	99	106	101	98	2	Nil	T	Late	Agricom	16
Crusader	■ ■ ■ ■	100	100	100	100	100	0	Nil	D	Late	Agricom	6
Combat	■ ■ ■ ■	100	99	100	102	100	1	Nil	D	Mid	Upper Murray Seeds	4
Awesome	■ ■ ■ ■	100	99	100	102	100	3	Nil	D	Late	Upper Murray Seeds	4
Asset AR37	■ ■ ■ ■	100	100	93	103	100	-7	AR37	D	Late	Agricom	4
Nourish	■ ■ ■ ■	100	101	100	102	99	3	Nil	T	Late	PGG Wrightson Seeds	6
Pepper	■ ■ ■ ■	100	99	100	102	99	-9	Nil	T	Mid/Late	Seed Force	5
Maverick GII	■ ■ ■ ■	100	99	76	101	100	-59	Nil	D	Mid	PGG Wrightson Seeds	4
Concord II	■ ■ ■ ■	99	101	98	104	101	18	Nil	D	Late	PGG Wrightson Seeds	16
Sonik	■ ■ ■ ■	99	99	94	100	99	-32	Nil	D	Late	Cropmark Seeds	4
Knight	■ ■ ■ ■	98	99	94	105	99	-23	Nil	D	Late	Agricom	16

North Coast NSW Summer seasonal performance – ITALIAN RYEGRASS

Cultivar	Summer	Autumn	Winter	Early Spring	Late Spring	FVI North Coast NSW	Endophyte	Ploidy	Heading Date	Marketer	No. of trials
Tempo	102	125	109	103	102	139	Nil	D	Late	Barenbrug Australia	16
Feast II	102	115	102	98	101	51	Nil	T	Late	PGG Wrightson Seeds	16
SF Emmerson	101	118	97	99	101	39	Nil	T	Late	Seed Force	3
Amass	101	100	101	99	101	12	Nil	T	Mid	Valley Seeds	7
Nourish	101	100	102	99	100	3	Nil	T	Late	PGG Wrightson Seeds	6
Manta	101	100	103	100	101	19	Nil	D	Late	Agricom	4
Concord II	101	98	104	101	99	18	Nil	D	Late	PGG Wrightson Seeds	16
Arise	101	100	104	101	101	31	Nil	T	Late	Barenbrug Australia	13
Lush AR37	101	100	100	99	100	2	AR37	T	Late	PGG Wrightson Seeds	7
SF Accelerate 2	101	100	101	100	101	13	Nil	D	Late	Seed Force	5
Mohaka AR37	100	119	101	100	100	47	AR37	T	Late	Agricom	3
Crusader	100	100	100	100	100	0	Nil	D	Late	Agricom	6
Asset AR37	100	93	103	100	100	-7	AR37	D	Late	Agricom	4
Mona	100	94	101	99	102	-9	Nil	T	Late	DLF Seeds	12
Echo	100	101	100	100	100	1	Nil	T	Mid	Tas Global Seeds	4
Xtend	99	100	99	99	101	-9	Nil	D	Mid	AGF Seeds	7
Sonik	99	94	100	99	99	-32	Nil	D	Late	Cropmark Seeds	4
Aston	99	133	105	100	100	94	Nil	T	Late	Barenbrug Australia	8
Jackpot	99	105	104	102	100	35	Nil	D	Late	DLF Seeds	12
Thumpa	99	106	101	98	100	2	Nil	T	Late	Agricom	16
Knight	99	94	105	99	98	-23	Nil	D	Late	Agricom	16
Awesome	99	100	102	100	100	3	Nil	D	Late	Upper Murray Seeds	4
Pepper	99	100	102	99	100	-9	Nil	T	Mid/Late	Seed Force	5
Maverick GII	99	76	101	100	100	-59	Nil	D	Mid	PGG Wrightson Seeds	4
Combat	99	100	102	100	100	1	Nil	D	Mid	Upper Murray Seeds	4
Blade	98	75	99	99	100	-78	Nil	D	Late	Cropmark Seeds	4

Disclaimer

The content of this publication including any statements regarding future matters (such as the performance of the dairy industry or initiatives of Dairy Australia) is based on information available to Dairy Australia at the time of preparation. Dairy Australia does not guarantee that the content is free from errors or omissions and accepts no liability for your use of or reliance on this document. Furthermore, the information has not been prepared with your specific circumstances in mind and may not be current after the date of publication. Accordingly, you should always make your own enquiry and obtain professional advice before using or relying on the information provided in this publication.

Acknowledgement

Dairy Australia acknowledges the contribution made to the Forage Value Index by the Commonwealth government through its provision of matching payments under Dairy Australia's Statutory Funding Agreement.

© Dairy Australia Limited 2022. All rights reserved.

ISSN 2653-0228 (Online)

Dairy Australia Limited ABN 60 105 227 987
E enquiries@dairyaustralia.com.au
T +61 3 9694 3777
F +61 3 9694 3701
dairyaustralia.com.au