



ACTIVITY IDEAS  
**FROM FARM  
TO PLATE**

LEARN ABOUT  
DAIRY FARMING



# ACKNOWLEDGEMENTS

This online curriculum-linked resource was produced by Dairy Australia.

The curriculum-linked resource is designed to introduce young people to dairy foods and the dairy industry in Australia.

This work is licensed under a Creative Commons Attribution 3.0 license

[creativecommons.org/licenses/by/3.0/au/](https://creativecommons.org/licenses/by/3.0/au/)



Under this license the material is available for free use and adaptation. Educators may use, adapt, communicate and republish material from the resource.

You must include the following statement on any copy or adaptation of the material.

© Dairy Australia 2015, except where indicated otherwise.

This work is licensed under a Creative Commons Attribution 3.0 license.

The materials in the original educational resource were developed by Angela Colliver from Angela Colliver Consulting Services Pty Ltd.


The materials have been revised by Kimberlin Education and Dairy Australia and a second edition released in 2018.

Dairy Australia would like to acknowledge and sincerely thank the teachers who shared their comments on the draft version of the educational resource.

While reasonable efforts have been made to ensure that the contents of this educational resource are factually correct, Dairy Australia does not accept responsibility for the accuracy or completeness of the contents, and shall not be liable for any loss or damage that may be occasioned directly or indirectly through the use of, or reliance on, the contents of this educational resource.

# CONTENTS

Resource description.....	2
English activity ideas.....	3
Science activity ideas.....	4
Humanities and Social Sciences activity ideas.....	5



# RESOURCE DESCRIPTION



These Foundation activity ideas have been developed to help students investigate and understand more about the Australian dairy industry. Teachers are provided with suggested activities for different learning areas within the Australian Curriculum that support the teaching of curriculum links through the theme 'From Farm to Plate'.

We encourage teachers to assess the needs of their class, adapting the content and activities accordingly. The activities provided aim to spark student curiosity and inspire them to generate their own questions to investigate. The activities can be used as stand alone teaching ideas, incorporated into an existing program or used to support other inquiry units and resources found on the [Discover Dairy](#) website.

**Top tip** – Use the Discover Dairy website to support the following activity ideas and learn more about dairy regions and farming.



# ENGLISH ACTIVITY IDEAS

- Investigate the places where dairy farmers live and create a simple map. Students label their map and present it to the class or small groups.
- Explore stories, songs and rhymes about farms. Challenge students to retell the story individually or in small groups through play.
- Use images of dairy farms to discuss their features. Encourage students to explore unknown words to build their vocabulary.
- Use factual texts to find information about places on dairy farms. Jointly construct an informative text using the information learned.
- Model creating descriptive sentences using images and videos of dairy farms as stimulus.
- Encourage students to discuss real life experiences they might have had on a farm. What did they see, smell, taste, hear and feel?

## Curriculum links – English

### Language

Understand that texts can take many forms, can be very short (for example an exit sign) or quite long (for example an information book or a film) and that stories and informative texts have different purposes (ACELA1430)

Recognise that sentences are key units for expressing ideas (ACELA1435)

Understand the use of vocabulary in familiar contexts related to everyday experiences, personal interests and topics taught at school (ACELA1437)

### Literature

Identify some features of texts including events and characters and retell events from a text (ACELT1578)

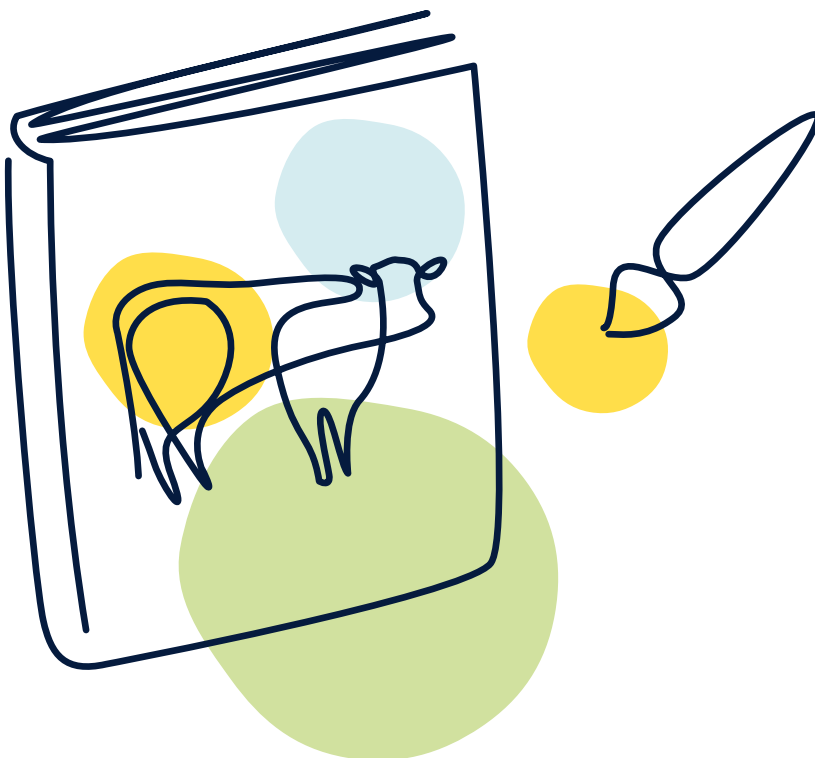
Retell familiar literary texts through performance, use of illustrations and images (ACELT1580)

### Literacy

Listen to and respond orally to texts and to the communication of others in informal and structured classroom situations (ACELY1646)

Deliver short oral presentations to peers (ACELY1647)

Create short texts to explore, record and report ideas and events using familiar words and beginning writing knowledge (ACELY1651)



# SCIENCE ACTIVITY IDEAS

- Draw a dairy cow and label its external features.
- Explore a dairy farm and identify the different areas: e.g. pastures, milking shed, silos, milk vats, fences, ponds
- Investigate how dairy farmers care for their animals. As a class, brainstorm ideas and create a display.
- Model the creation of a food chain including sun, grass, cows and humans. Students label and illustrate the food chains, drawing comparisons with other farm animal food chains.
- Discuss how the weather might affect cows and other animals on a dairy farm. Students draw pictures that reflect what they think animals might need on different days depending on the weather e.g. a sunny day or a rainy day.

## Curriculum links – Science

### Biological sciences

Living things have basic needs, including food and water ([ACSSU002](#))

### Earth and space sciences

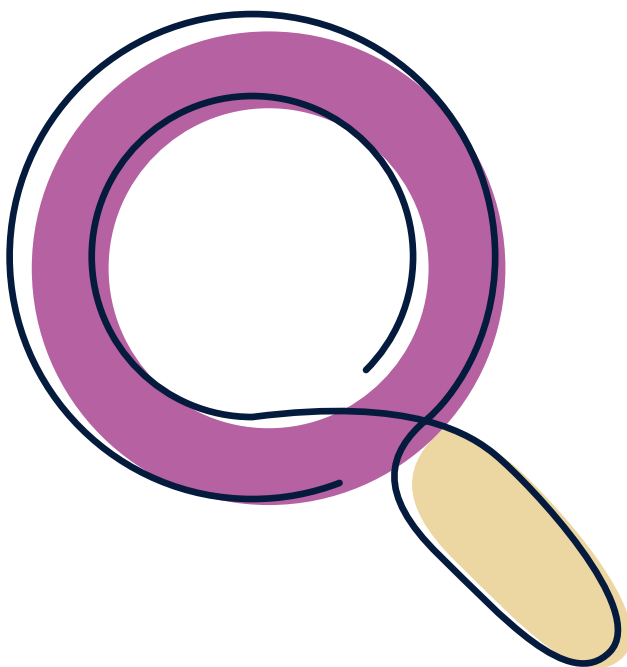
Daily and seasonal changes in our environment affect everyday life ([ACSSU004](#))

### Nature and development of science

Science involves observing, asking questions about, and describing changes in, objects and events ([ACSHE013](#))

### Processing and analysing data and information

Engage in discussions about observations and represent ideas ([AC SIS233](#))



# HUMANITIES AND SOCIAL SCIENCES ACTIVITY IDEAS

- Ask students to talk to members of their family to find out if any relatives or friends have ever owned or worked on a farm. If the student currently lives on a farm, ask them to find out how long the farm has belonged to their family.
- Use pictures and stories of farming families from the Discover Dairy website to tell their stories. Students identify things that they may have in common with members of the dairy family.
- Find a dairy farm on Google Earth and discuss where it is in relation to the school.
- Look at pictures and videos of dairy farms and discuss the importance of them. Talk about what people need to live on a farm.
- Ask students to think about what they might hear, see, smell and feel if they were to visit a dairy farm.

## Curriculum links – Humanities and Social Sciences

### History

Who the people in their family are, where they were born and raised and how they are related to each other (ACHASSK011)

How the stories of families and the past can be communicated, for example, through photographs, artefacts, books, oral histories, digital media and museums (ACHASSK013)

### Geography

The representation of the location of places and their features on simple maps and models (ACHASSK014)

The places people live in and belong to, their familiar features and why they are important to people (ACHASSK015)

The reasons why some places are special to people, and how they can be looked after (ACHASSK017)



# DISCOVER DAIRY

dairy.edu.au

